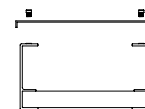
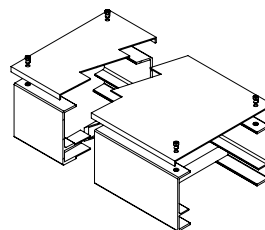

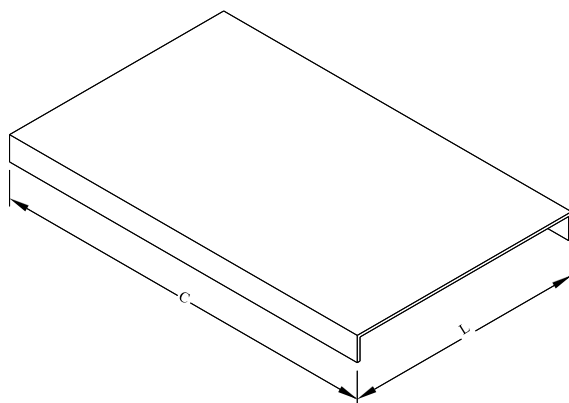


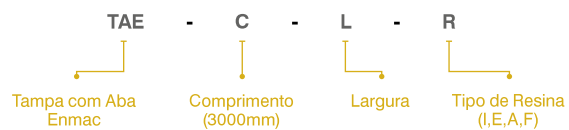
# Tampas



## Tampa com Aba ENMAC



### Como Especificar

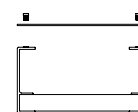
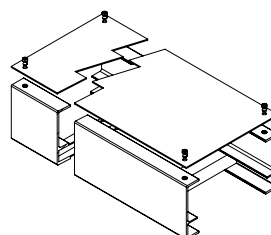

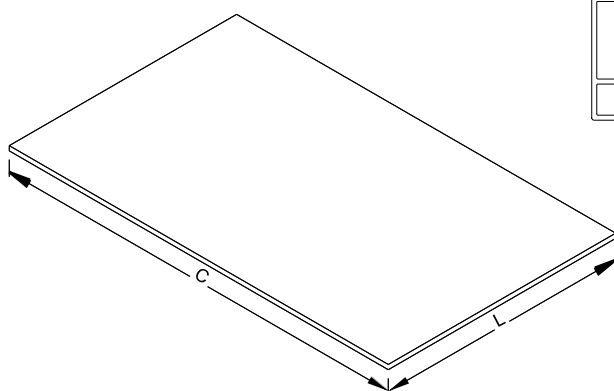


Tampa TAE com parafuso

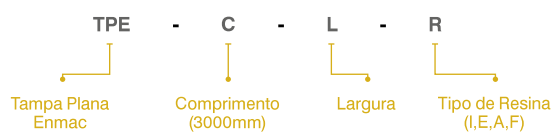
Para fornecimento da tampa com parafuso inclua a letra P no final da referencia. Exemplo: TAE-P

---

## Tampa Plana ENMAC



### Como Especificar



Tampa TPE com parafuso

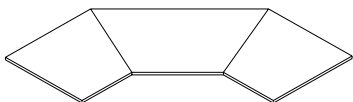
Para fornecimento da tampa com parafuso inclua a letra P no final da referencia. Exemplo: TAE-P

# Tampas



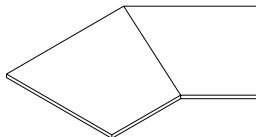
**Tampa para Curva Horizontal 90°**

REF.:TAE / TPE (003)



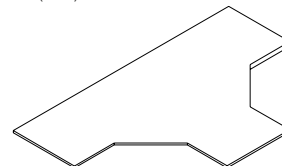
**Tampa para Curva Horizontal 45°**

REF.:TAE / TPE (004)



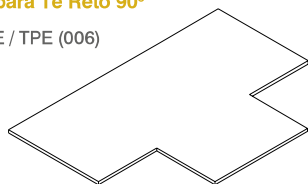
**Tampa para Tê Horizontal 90°**

REF.:TAE / TPE (005)



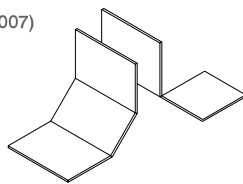
**Tampa para Tê Reto 90°**

REF.:TAE / TPE (006)



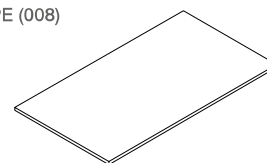
**Tampa para Tê Vertical Subida 90°**

REF.:TAE / TPE (007)



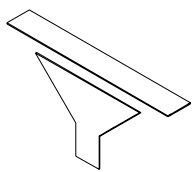
**Tampa para Tê Vertical Descida 90°**

REF.:TAE / TPE (008)



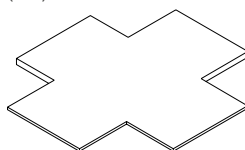
**Tampa para Tê Vertical Descida Lateral**

REF.:TAE / TPE (021)



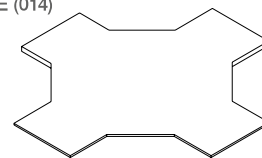
**Tampa para Cruzeta Reto 90°**

REF.:TAE / TPE (015)



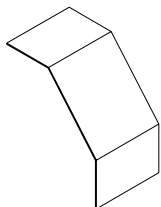
**Tampa para Cruzeta 90°**

REF.:TAE / TPE (014)



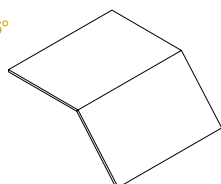
**Tampa para Curva Vertical Externa 90°**

REF.:TAE / TPE (009)



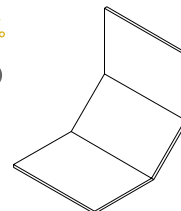
**Tampa para Curva Vertical Externa 45°**

REF.:TAE / TPE (010)



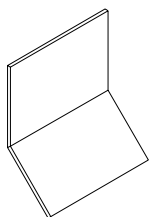
**Tampa para Curva Vertical Interna 90°**

REF.:TAE / TPE (011)



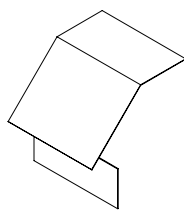
**Tampa para Curva Vertical Interna 45°**

REF.:TAE / TPE (012)



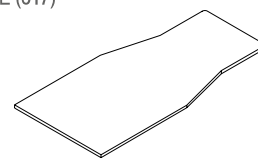
**Tampa para Curva de Inversão 90°**

REF.:TAE / TPE (013)



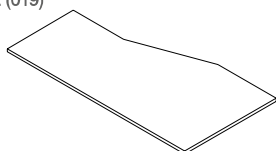
**Tampa para Redução Concêntrica**

REF.:TAE / TPE (017)



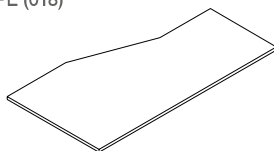
**Tampa para Redução à Esquerda**

REF.:TAE / TPE (019)



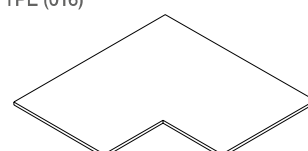
**Tampa para Redução à Direita**

REF.:TAE / TPE (018)



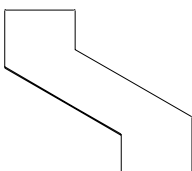
**Tampa para Cotovelo Reto 90°**

REF.:TAE / TPE (016)



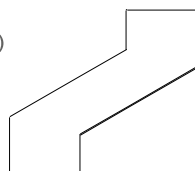
**Tampa para Desvio à Esquerda**

REF.:TAE / TPE (059)



**Tampa para Desvio à Direita**

REF.:TAE / TPE (060)



**Mão Francesa Leve com Reforço**

REF.:MFLE-040

