
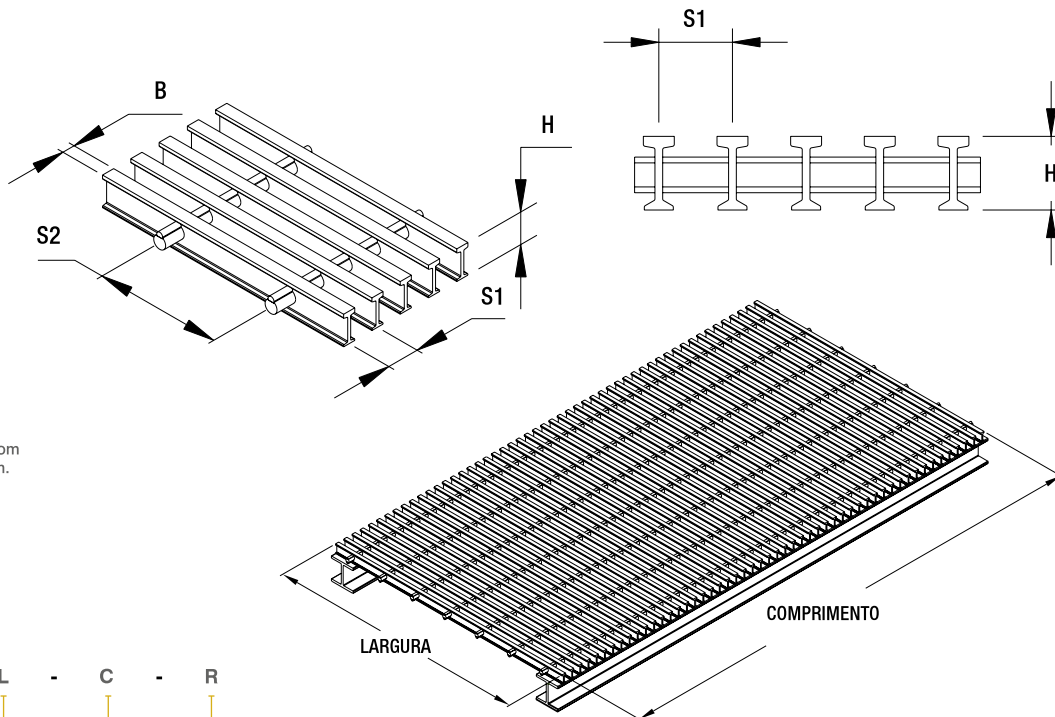


# Grades de Piso Pultrudadas

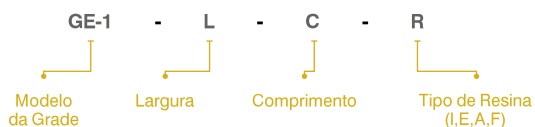


## Grades



Obs.: As grades são fabricadas com comprimento máximo de 1500mm.

## Como Especificar



ALTURA DA GRADE DE PISO 1"(25,4mm)				
MODELO	H (mm)	B (mm)	S1 (mm)	S2 (mm)
GE-1	25,40	15,20	38,10	150
GE-2				100
GE-5			31,75	150
GE-6				100
GE-13			25,40	150
GE-14				100

ALTURA DA GRADE DE PISO 1. 1/4"(31,75mm)				
MODELO	H (mm)	B (mm)	S1 (mm)	S2 (mm)
GE-19	31,75	15,20	38,10	150
GE-20				100
GE-21			31,75	150
GE-22				100
GE-23			25,40	150
GE-24				100

ALTURA DA GRADE DE PISO 1.1/2"(38,10mm)				
MODELO	H (mm)	B (mm)	S1 (mm)	S2 (mm)
GE-3	38,10	15,20	38,10	150
GE-4				100
GE-7			31,75	150
GE-8				100
GE-15			25,40	150
GE-16				100

ALTURA DA GRADE DE PISO 2"(50,80mm)				
MODELO	H (mm)	B (mm)	S1 (mm)	S2 (mm)
GE-11	50,80	15,20	38,10	150
GE-12				100
GE-9			31,75	150
GE-10				100
GE-17			25,40	150
GE-18				100